

Population surveys

Dr. Lale Say

Department of Reproductive Health and Research, WHO

Training Course in Sexual and Reproductive Health Research
Geneva 2010

Type of epidemiological studies

- Observational
 - Case-control
 - Cohort
 - Cross-sectional – Surveys
- Experimental
 - Clinical trials
 - Community or cluster randomized trials

Why do a population survey?

- Provide current and detailed socio-demographic, health and other data for households and individuals when such information is not available through routine sources
 - E.g. DHS surveys to collect information on health service coverage where a considerable size of the population do not use health service
- Constructing and monitoring national and regional estimates of characteristics or indicators of interest
 - To collect information representative of population of interest

Basic survey designs

- Cross-sectional survey
 - Data are collected at one point in time
 - From a sample selected to represent a larger population
- Longitudinal surveys
 - Data collected in different points in time from the same sample population, or different samples from the same larger population

Data collection modalities

- Individual interviews
 - E.g., DHS surveys, face-to-face administration of questionnaire
- Other
 - Telephone, web, postal
- Combination
- Selection of a method depends on:
 - Characteristics of population, content of questionnaires, expected response rate, costs

Overview of cross-sectional surveys

- Survey design
 - Research question
- Sample design
 - Sample size, Non-sampling errors
- Survey questionnaire
- Survey cost
- Implementation
- Analysis of survey data

- Indicators**
- Health
 - Mortality*
 - Health*
 - Responsiveness
 - Financing
 - Health System Functions
 - Coverage*
 - Composite Goals

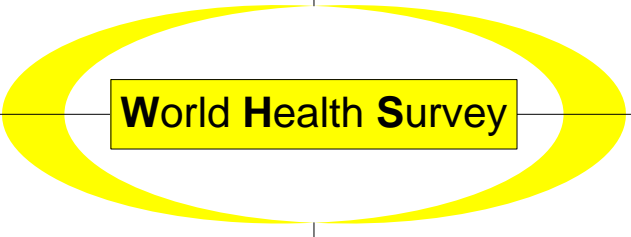
POLICY QUESTIONS

RESEARCH QUESTIONS

WHR
Statistical Annexes

Country Reports

- Short Report
- Detailed Report
- Policy Report



- Statistics**
- ✓ Descriptive
 - ✓ Multivariate
 - ✓ Hypothesis Testing

Quality Assurance



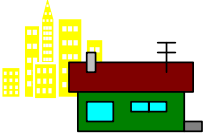
- Instrument design**
- ✓ Measurement Properties
 - ✓ Scales
 - ✓ Reliability
 - ✓ Cultural comparability

Quality Assurance



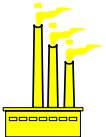
- Implementation**
- ✓ Sampling
 - ✓ Training
 - ✓ Fieldwork
 - ✓ Site Visits

Quality Assurance



- Data**
- ✓ Editing & entry
 - ✓ Checks
 - ✓ Cleaning & Filing
 - ✓ Missing Data
 - ✓ Archiving

Quality Assurance



Survey design – research question

- Set out in advance the aims of the investigation
 - Crucial in defining the "sampling unit" – i.e., an individual or household?
 - If the research question is about one specific individual (e.g., children under 5, then sampling is based on that individual)
 - Most surveys have multiple aims
 - Therefore, households are identified as the primary sampling units

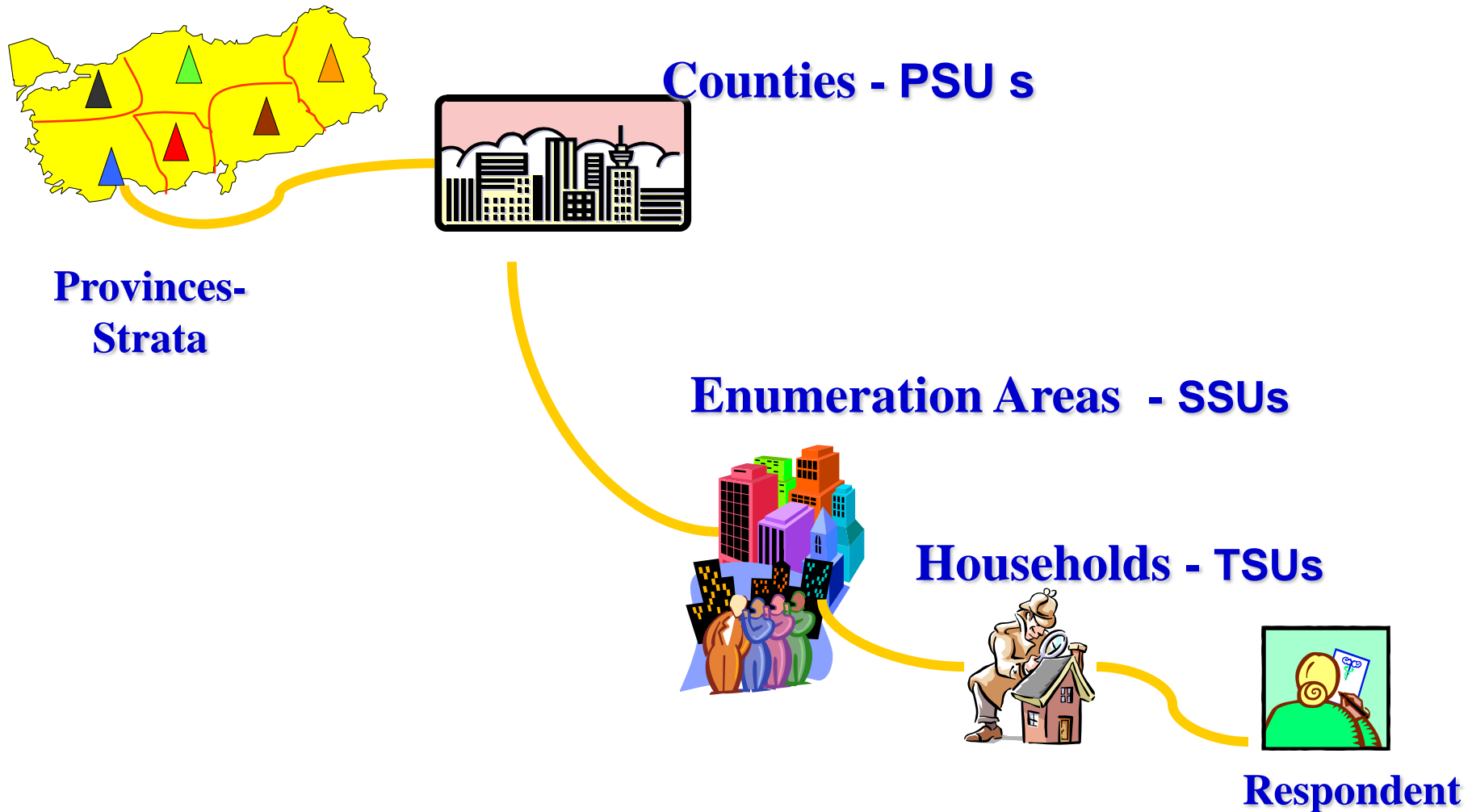
Definition of household – HH

- A household is defined as a single person or group of people who have the address as their MAIN or only address and who either:
 - Share one meal a day (this does not necessarily imply they must always sit down to eat together but that the food is bought or provided on a common basis)
- OR
- Share living accommodation
- Basically, **they live together and share resources as a unit.**
- Other explanatory phrases can be “eating from the same pot” and “cook and eat together”.

Sampling

- Usually multi-stage stratified sampling design is used
 - Using clusters reduces cost
 - We want to obtain clusters
 - as different from each other as possible
 - including people as similar as possible
 - Stratification
 - Stratifying Factors
 - related to outcome
 - epidemiological variables
 - more often, geographic/administrative variables
- Primary Sampling Unit – units selected for 1st stage of the sampling
 - E.g. cities, census enumeration areas

WHS Sampling-Multistage Clusters – three stage



Factors influencing decision about sample size

- Precision of surveys estimates
- Data quality
- Cost and timeline
- Cluster Sampling
 - increases sample size for fixed budget
 - increases variance
- Design Effect
 - directly influences “effective sample size”

Secondary sampling units (HH selection)

- Household Selection
 - probability inversely proportional to size
 - systematic selection: fixed interval (e.g., every 10th HH in the list) rather than fixed number
 - Need enumeration (listing) of households in sampling unit
 - population registries
 - voters lists
 - other
 - manual enumeration
- Respondent Selection – if there is more than eligible
 - Kish Tables
 - Completion of HH roster
 - Proper documentation of non-response

Data collection instrument - questionnaire

- Instruments include anything from weight scale, to questionnaire, to laboratory instrument
- Questionnaires and other data collection tools must be validated and pilot tested to make sure getting information the you desire
- It is important to adequately define study variables, need a:
 - Good definition
 - Method of measuring it

Questionnaire – variables

- Don't reinvent the wheel – use/modify established tools whenever possible
 - E.g.
 - Demographic and Health Surveys,
 - World Bank Living Standards Measurement and Social Capital Surveys, and the
 - Centre for Diseases Control (CDC) Reproductive Health Survey
- Modifications to the existing questionnaires usually needed to make them relevant to context

Questionnaire – types of questions

- Open Ended – code later in quantitative research
 - Why did you choose this clinic?
- Close Ended – pre-defined or quantitative numeric answer
 - What is your age?
 - Did you get a Road to Health Card?
- Use close ended as much as possible

Common problems with questionnaires

- Poor questions – unclear, badly worded, complex
- Leading questions
- Handling of sensitive topics (do at end)
- Lengthy recall periods
- Interviewers free to interpret answers
- Too many questions, too long, poorly organized, confusing skips
 - Max 30-35 min.
- Inappropriate or non-standard translations
- No clear assurance of confidentiality

Implementation – Before you go to the field

- Financing & Budget
- Work plan
 - Timeline
 - Field work logistics
 - Data entry logistics
- Develop instruments
- Drawing a sample of household
- Training manuals
- Pilot test
- Publicity campaign

Conducting the interviews

- Interviewer's name and organisation
- Explanation of research purpose (information sheet)
- Sponsors
- Explanation of how household was selected
- Request to interview eligible person(s) living in the household
 - Informed consent – prior to start
- If sensitive questions – request a private place for asking the questions
- Use first language of the respondent

Validation of data collected

- Review of data collection forms
 - Daily review by study team – provides opportunity to go back the next day for missing fields, etc.
 - Regular intervals by supervisor
 - Prior to data entry
- Tracking of data
 - Logs on site for tracking data to be collected, completed data collection, submission for data entry, etc.
- ALL forms & logs should have date and code, initials or signature of person completing.
- Want processing at each step as soon as possible.

Data cleaning – before data entry

- Query at site – missing data, etc.
correct before submit for data entry
- By supervisor – queries, corrections and on-going monitoring of the study team
- ALL corrections made on original (kept at site) with signature & date, original is then copied again and re-submitted to data entry.

Non-sampling errors

- Non-coverage
- Non-response
- Measurement
 - Questionnaire
 - Data collection mode
 - Interviewer
 - Respondent

Survey cost

- Availability of survey infrastructure
- Preparatory activities
 - Training
 - Questionnaires & manuals
- Data collection and filed work
 - Personnel
 - Transport
 - Equipments & consumables
- Results disseminations
 - Printing
 - Seminars

Analysis of survey data

- Define analysis population
- Estimates of indicators – Usually rates
 - Numerators – e.g. N of women aged 15-49 yrs in the sample who use a contraceptive method
 - Denominators – e.g. N of women aged 15-49 yrs in the sample
 - Indicator – contraceptive prevalence rate
- Standard errors of these estimates – to calculate confidence intervals
- Details (overall and by selected characteristics)
- Adjustments
 - weights – for design effect
 - design-based analysis – clustering, individuals within same clusters tend to be similar in explored variables

Thank you !

- More information

<http://www.measuredhs.com>

<http://unstats.un.org/unsd/HHsurveys>

sayl@who.int