

## Content Drilldown

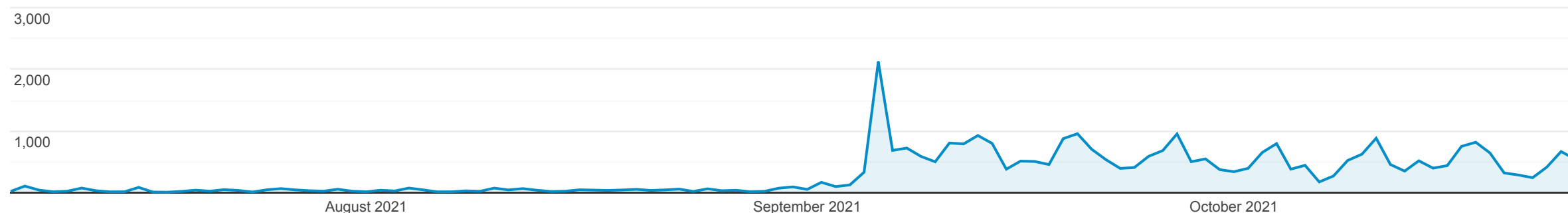
ALL » PAGE PATH LEVEL 1: /SRH-Course-2021/

Jul 7, 2021 - Oct 25, 2021

All Users  
6.79% Pageviews




































































































### Explorer













































Pageviews



This data was filtered using an advanced filter.

Page path level 2	Country	Pageviews	Pageviews	Contribution to total: Pageviews
		32,200 % of Total: 4.63% (695,583)	32,200 % of Total: 4.63% (695,583)	
1. /research-methodology/	Ethiopia	3,178	9.87%	
2. /research-methodology/	Somalia	3,023	9.39%	
3. /research-methodology/	Palestine	1,485	4.61%	
4. /research-methodology/	Egypt	1,265	3.93%	
5. /research-methodology/	Iraq	1,263	3.92%	
6. /research-methodology/	Kenya	1,240	3.85%	
7. /research-methodology/	Yemen	1,169	3.63%	
8. /research-methodology/	Morocco	1,163	3.61%	
9. /research-methodology/	Zambia	1,158	3.60%	
10. /research-methodology/	India	1,091	3.39%	
11. /research-methodology/	Iran	1,086	3.37%	
12. /research-methodology/	Burkina Faso	1,047	3.25%	
13. /research-methodology/	United States	1,039	3.23%	
14. /research-methodology/	Pakistan	991	3.08%	
15. /research-methodology/	Bhutan	950	2.95%	
16. /research-methodology/	France	796	2.47%	
17. /research-methodology/	Sudan	747	2.32%	
18. /research-methodology/	Nigeria	703	2.18%	
19. /research-methodology/	Oman	685	2.13%	
20. /research-methodology/	Switzerland	648	2.01%	
21. /research-methodology/	Jordan	557	1.73%	
22. /research-methodology/	Uganda	465	1.44%	
23. /research-methodology/	Tunisia	459	1.43%	
24. /research-methodology/	Cameroon	436	1.35%	
25. /research-methodology/	Netherlands	346	1.07%	
26. /research-methodology/	Thailand	345	1.07%	
27. /research-methodology/	Tanzania	292	0.91%	
28. /research-methodology/	Germany	289	0.90%	
29. /research-methodology/	Namibia	276	0.86%	
30. /research-methodology/	Italy	232	0.72%	
31. /research-methodology/	Congo - Brazzaville	229	0.71%	
32. /research-methodology/	Senegal	209	0.65%	
33. /research-methodology/	Ghana	201	0.62%	
34. /research-methodology/	Myanmar (Burma)	196	0.61%	
35. /research-methodology/	Zimbabwe	193	0.60%	
36. /research-methodology/	Finland	185	0.57%	

37.	 <a href="/research-methodology/">/research-methodology/</a>	 Japan	<b>176</b>	0.55%
38.	 <a href="/research-methodology/">/research-methodology/</a>	 Afghanistan	<b>166</b>	0.52%
39.	 <a href="/research-methodology/">/research-methodology/</a>	 Israel	<b>154</b>	0.48%
40.	 <a href="/research-methodology/">/research-methodology/</a>	 Russia	<b>139</b>	0.43%
41.	 <a href="/research-methodology/">/research-methodology/</a>	 Jamaica	<b>124</b>	0.39%
42.	 <a href="/research-methodology/">/research-methodology/</a>	 Djibouti	<b>116</b>	0.36%
43.	 <a href="/research-methodology/">/research-methodology/</a>	 Liberia	<b>115</b>	0.36%
44.	 <a href="/research-methodology/">/research-methodology/</a>	 United Kingdom	<b>101</b>	0.31%
45.	 <a href="/research-methodology/">/research-methodology/</a>	 Nepal	<b>100</b>	0.31%
46.	 <a href="/research-methodology/">/research-methodology/</a>	 Lesotho	<b>97</b>	0.30%
47.	 <a href="/research-methodology/">/research-methodology/</a>	 Trinidad & Tobago	<b>96</b>	0.30%
48.	 <a href="/research-methodology/">/research-methodology/</a>	 Austria	<b>93</b>	0.29%
49.	 <a href="/research-methodology/">/research-methodology/</a>	 Canada	<b>80</b>	0.25%
50.	 <a href="/research-methodology/">/research-methodology/</a>	 United Arab Emirates	<b>78</b>	0.24%
51.	 <a href="/research-methodology/">/research-methodology/</a>	 Malaysia	<b>75</b>	0.23%
52.	 <a href="/research-methodology/">/research-methodology/</a>	 Malawi	<b>70</b>	0.22%
53.	 <a href="/research-methodology/">/research-methodology/</a>	South Sudan	<b>58</b>	0.18%
54.	 <a href="/research-methodology/">/research-methodology/</a>	 Sweden	<b>55</b>	0.17%
55.	 <a href="/research-methodology/">/research-methodology/</a>	 Gambia	<b>52</b>	0.16%
56.	 <a href="/research-methodology/">/research-methodology/</a>	 Gabon	<b>51</b>	0.16%
57.	 <a href="/research-methodology/">/research-methodology/</a>	 Turkey	<b>51</b>	0.16%
58.	 <a href="/research-methodology/">/research-methodology/</a>	 Indonesia	<b>45</b>	0.14%
59.	 <a href="/research-methodology/">/research-methodology/</a>	 Sierra Leone	<b>40</b>	0.12%
60.	 <a href="/research-methodology/">/research-methodology/</a>	 Georgia	<b>36</b>	0.11%
61.	 <a href="/research-methodology/">/research-methodology/</a>	 Australia	<b>31</b>	0.10%
62.	 <a href="/research-methodology/">/research-methodology/</a>	 Saudi Arabia	<b>30</b>	0.09%
63.	 <a href="/research-methodology/">/research-methodology/</a>	 Central African Republic	<b>27</b>	0.08%
64.	 <a href="/research-methodology/">/research-methodology/</a>	 Chad	<b>25</b>	0.08%
65.	 <a href="/research-methodology/">/research-methodology/</a>	 Côte d'Ivoire	<b>23</b>	0.07%
66.	 <a href="/research-methodology/">/research-methodology/</a>	 Mexico	<b>22</b>	0.07%
67.	 <a href="/research-methodology/">/research-methodology/</a>	 Bolivia	<b>19</b>	0.06%
68.	 <a href="/research-methodology/">/research-methodology/</a>	 Czechia	<b>19</b>	0.06%
69.	 <a href="/research-methodology/">/research-methodology/</a>	 Singapore	<b>19</b>	0.06%
70.	 <a href="/research-methodology/">/research-methodology/</a>	 Spain	<b>15</b>	0.05%
71.	 <a href="/research-methodology/">/research-methodology/</a>	 Bahrain	<b>14</b>	0.04%
72.	 <a href="/research-methodology/">/research-methodology/</a>	 Brazil	<b>14</b>	0.04%
73.	 <a href="/research-methodology/">/research-methodology/</a>	 Philippines	<b>13</b>	0.04%
74.	 <a href="/research-methodology/">/research-methodology/</a>	 South Africa	<b>13</b>	0.04%
75.	 <a href="/research-methodology/">/research-methodology/</a>	 Ireland	<b>12</b>	0.04%
76.	 <a href="/research-methodology/">/research-methodology/</a>	 Niger	<b>7</b>	0.02%
77.	 <a href="/research-methodology/">/research-methodology/</a>	 Peru	<b>7</b>	0.02%
78.	 <a href="/research-methodology/">/research-methodology/</a>	 Honduras	<b>6</b>	0.02%
79.	 <a href="/research-methodology/">/research-methodology/</a>	 Papua New Guinea	<b>6</b>	0.02%
80.	 <a href="/research-methodology/">/research-methodology/</a>	 Rwanda	<b>6</b>	0.02%
81.	 <a href="/research-methodology/">/research-methodology/</a>	 Bangladesh	<b>5</b>	0.02%
82.	 <a href="/research-methodology/">/research-methodology/</a>	 Laos	<b>5</b>	0.02%
83.	 <a href="/research-methodology/">/research-methodology/</a>	 Sri Lanka	<b>5</b>	0.02%
84.	 <a href="/research-methodology/">/research-methodology/</a>	 Belgium	<b>4</b>	0.01%
85.	 <a href="/research-methodology/">/research-methodology/</a>	 Bahamas	<b>4</b>	0.01%
86.	 <a href="/research-methodology/">/research-methodology/</a>	 South Korea	<b>4</b>	0.01%
87.	<a href="/research-methodology/">/research-methodology/</a>	Argentina	<b>3</b>	0.01%
88.	<a href="/research-methodology/">/research-methodology/</a>	Colombia	<b>3</b>	0.01%
89.	<a href="/research-methodology/">/research-methodology/</a>	Mali	<b>3</b>	0.01%
90.	<a href="/research-methodology/">/research-methodology/</a>	Mauritius	<b>3</b>	0.01%
91.	<a href="/research-methodology/">/research-methodology/</a>	Norway	<b>3</b>	0.01%

91.	 <a href="#">/research-methodology/</a>	 Norway		0	0.01%
92.	 <a href="#">/research-methodology/</a>	 Dominican Republic		2	0.01%
93.	 <a href="#">/research-methodology/</a>	 Poland		2	0.01%
94.	 <a href="#">/research-methodology/</a>	 Eswatini		2	0.01%
95.	 <a href="#">/research-methodology/</a>	 Ukraine		2	0.01%
96.	 <a href="#">/research-methodology/</a>	 Burundi		1	0.00%
97.	 <a href="#">/research-methodology/</a>	 Botswana		1	0.00%
98.	 <a href="#">/research-methodology/</a>	 Congo - Kinshasa		1	0.00%
99.	 <a href="#">/research-methodology/</a>	 China		1	0.00%
100.	 <a href="#">/research-methodology/</a>	 Guernsey		1	0.00%
101.	 <a href="#">/research-methodology/</a>	 Guinea		1	0.00%
102.	 <a href="#">/research-methodology/</a>	 St. Kitts & Nevis		1	0.00%
103.	 <a href="#">/research-methodology/</a>	 Mongolia		1	0.00%
104.	 <a href="#">/research-methodology/</a>	 Mozambique		1	0.00%
105.	 <a href="#">/research-methodology/</a>	 New Zealand		1	0.00%
106.	 <a href="#">/research-methodology/</a>	 Panama		1	0.00%
107.	 <a href="#">/research-methodology/</a>	 Qatar		1	0.00%
108.	 <a href="#">/research-methodology/</a>	 Romania		1	0.00%
109.	 <a href="#">/research-methodology/</a>	 Togo		1	0.00%
110.	 <a href="#">/research-methodology/</a>	 Taiwan		1	0.00%
111.	 <a href="#">/research-methodology/</a>	 Uzbekistan		1	0.00%
112.	 <a href="#">/research-methodology/</a>	 Vietnam		1	0.00%

Rows 1 - 112 of 112

