

## Content Drilldown

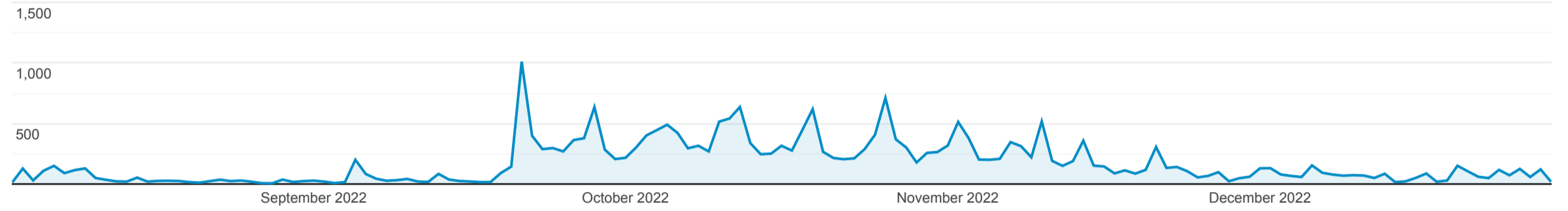
ALL » PAGE PATH LEVEL 1: /SRH-Course-2022/

Aug 3, 2022 - Dec 29, 2022

All Users  
5.42% Pageviews

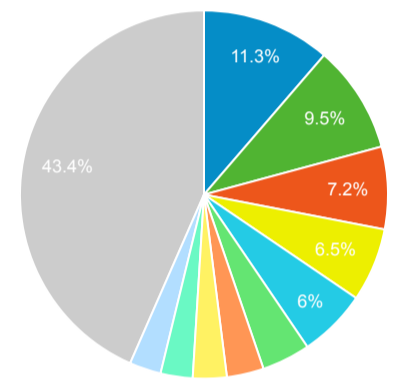
### Explorer





































































































Pageviews

































This data was filtered using an advanced filter.

Page path level 2	Country	Pageviews	Pageviews	Contribution to total: Pageviews
		25,193 % of Total: 4.24% (593,627)	25,193 % of Total: 4.24% (593,627)	
1. /research-methodology/	Papua New Guinea	2,853	11.32%	
2. /research-methodology/	Ethiopia	2,387	9.47%	
3. /research-methodology/	Zambia	1,823	7.24%	
4. /research-methodology/	Kenya	1,629	6.47%	
5. /research-methodology/	South Sudan	1,512	6.00%	
6. /research-methodology/	Nigeria	1,072	4.26%	
7. /research-methodology/	Sri Lanka	819	3.25%	
8. /research-methodology/	United States	748	2.97%	
9. /research-methodology/	Somalia	710	2.82%	
10. /research-methodology/	France	699	2.77%	
11. /research-methodology/	Switzerland	688	2.73%	
12. /research-methodology/	Tanzania	667	2.65%	
13. /research-methodology/	Burkina Faso	629	2.50%	
14. /research-methodology/	Uganda	621	2.46%	
15. /research-methodology/	Morocco	603	2.39%	
16. /research-methodology/	Iraq	509	2.02%	
17. /research-methodology/	Botswana	463	1.84%	
18. /research-methodology/	Malawi	440	1.75%	
19. /research-methodology/	Cameroon	379	1.50%	
20. /research-methodology/	United Kingdom	373	1.48%	
21. /research-methodology/	Liberia	368	1.46%	
22. /research-methodology/	Saudi Arabia	365	1.45%	
23. /research-methodology/	Myanmar (Burma)	361	1.43%	
24. /research-methodology/	Pakistan	305	1.21%	
25. /research-methodology/	Namibia	262	1.04%	
26. /research-methodology/	Madagascar	259	1.03%	
27. /research-methodology/	Ghana	258	1.02%	
28. /research-methodology/	South Africa	233	0.92%	
29. /research-methodology/	Haiti	213	0.85%	
30. /research-methodology/	Belgium	196	0.78%	
31. /research-methodology/	Egypt	182	0.72%	
32. /research-methodology/	Rwanda	181	0.72%	
33. /research-methodology/	Nepal	180	0.71%	
34. /research-methodology/	India	174	0.69%	
35. /research-methodology/	Lesotho	132	0.52%	
36. /research-methodology/	Congo - Kinshasa	119	0.47%	



37.	  /research-methodology/	 Zimbabwe	101	0.40%
38.	 /research-methodology/	 Central African Republic	94	0.37%
39.	 /research-methodology/	 Gambia	87	0.35%
40.	 /research-methodology/	 Sierra Leone	84	0.33%
41.	 /research-methodology/	 Mali	74	0.29%
42.	 /research-methodology/	 Japan	73	0.29%
43.	 /research-methodology/	 China	68	0.27%
44.	 /research-methodology/	 New Zealand	66	0.26%
45.	 /research-methodology/	 Bhutan	64	0.25%
46.	 /research-methodology/	 Yemen	52	0.21%
47.	 /research-methodology/	 Israel	51	0.20%
48.	 /research-methodology/	 Qatar	51	0.20%
49.	 /research-methodology/	 Netherlands	49	0.19%
50.	 /research-methodology/	 Canada	48	0.19%
51.	 /research-methodology/	 Philippines	45	0.18%
52.	 /research-methodology/	 Bangladesh	38	0.15%
53.	 /research-methodology/	 Senegal	38	0.15%
54.	 /research-methodology/	 Italy	34	0.13%
55.	 /research-methodology/	 South Korea	34	0.13%
56.	 /research-methodology/	 Sudan	34	0.13%
57.	 /research-methodology/	 Turkey	34	0.13%
58.	 /research-methodology/	 Palestine	32	0.13%
59.	 /research-methodology/	 Thailand	31	0.12%
60.	 /research-methodology/	 Niger	24	0.10%
61.	 /research-methodology/	 Greece	23	0.09%
62.	 /research-methodology/	 Australia	22	0.09%
63.	 /research-methodology/	 Germany	22	0.09%
64.	 /research-methodology/	 Russia	22	0.09%
65.	 /research-methodology/	 Togo	22	0.09%
66.	 /research-methodology/	 Mexico	21	0.08%
67.	 /research-methodology/	 Georgia	19	0.08%
68.	 /research-methodology/	 Hong Kong	18	0.07%
69.	 /research-methodology/	 United Arab Emirates	17	0.07%
70.	 /research-methodology/	 Dominican Republic	17	0.07%
71.	 /research-methodology/	 Finland	15	0.06%
72.	 /research-methodology/	 Spain	14	0.06%
73.	 /research-methodology/	 Indonesia	14	0.06%
74.	 /research-methodology/	 Guinea-Bissau	13	0.05%
75.	 /research-methodology/	 Ireland	12	0.05%
76.	 /research-methodology/	 Iran	12	0.05%
77.	 /research-methodology/	 Congo - Brazzaville	11	0.04%
78.	 /research-methodology/	 Chad	11	0.04%
79.	 /research-methodology/	 Ukraine	11	0.04%
80.	 /research-methodology/	 Vietnam	11	0.04%
81.	 /research-methodology/	 Côte d'Ivoire	10	0.04%
82.	 /research-methodology/	 Brazil	9	0.04%
83.	 /research-methodology/	 Algeria	8	0.03%
84.	 /research-methodology/	 Libya	8	0.03%
85.	 /research-methodology/	 Austria	7	0.03%
86.	 /research-methodology/	 Sweden	7	0.03%
87.	/research-methodology/	Singapore	7	0.03%
88.	/research-methodology/	Bahrain	6	0.02%
89.	/research-methodology/	Mauritius	6	0.02%
90.	/research-methodology/	Romania	6	0.02%
91.	/research-methodology/	Malaysia	5	0.02%

91.	 <a href="#">/research-methodology/</a>	 Malaysia		5	0.02%
92.	 <a href="#">/research-methodology/</a>	 Oman		5	0.02%
93.	 <a href="#">/research-methodology/</a>	 Fiji		4	0.02%
94.	 <a href="#">/research-methodology/</a>	 Jamaica		4	0.02%
95.	 <a href="#">/research-methodology/</a>	 Maldives		4	0.02%
96.	 <a href="#">/research-methodology/</a>	 Panama		4	0.02%
97.	 <a href="#">/research-methodology/</a>	 Peru		3	0.01%
98.	 <a href="#">/research-methodology/</a>	 Poland		3	0.01%
99.	 <a href="#">/research-methodology/</a>	 Tunisia		3	0.01%
100.	 <a href="#">/research-methodology/</a>	 Taiwan		3	0.01%
101.	 <a href="#">/research-methodology/</a>	(not set)		3	0.01%
102.	 <a href="#">/research-methodology/</a>	 Afghanistan		2	0.01%
103.	 <a href="#">/research-methodology/</a>	 Burundi		2	0.01%
104.	 <a href="#">/research-methodology/</a>	 Benin		2	0.01%
105.	 <a href="#">/research-methodology/</a>	 Gabon		2	0.01%
106.	 <a href="#">/research-methodology/</a>	 Croatia		2	0.01%
107.	 <a href="#">/research-methodology/</a>	 Cambodia		2	0.01%
108.	 <a href="#">/research-methodology/</a>	 Portugal		2	0.01%
109.	 <a href="#">/research-methodology/</a>	 Serbia		2	0.01%
110.	 <a href="#">/research-methodology/</a>	 Albania		1	0.00%
111.	 <a href="#">/research-methodology/</a>	 Colombia		1	0.00%
112.	 <a href="#">/research-methodology/</a>	 Djibouti		1	0.00%
113.	 <a href="#">/research-methodology/</a>	 Denmark		1	0.00%
114.	 <a href="#">/research-methodology/</a>	 Eritrea		1	0.00%
115.	 <a href="#">/research-methodology/</a>	 Guadeloupe		1	0.00%
116.	 <a href="#">/research-methodology/</a>	 Guyana		1	0.00%
117.	 <a href="#">/research-methodology/</a>	 Hungary		1	0.00%
118.	 <a href="#">/research-methodology/</a>	 Jordan		1	0.00%
119.	 <a href="#">/research-methodology/</a>	 Kuwait		1	0.00%
120.	 <a href="#">/research-methodology/</a>	 Kazakhstan		1	0.00%
121.	 <a href="#">/research-methodology/</a>	 Lebanon		1	0.00%
122.	 <a href="#">/research-methodology/</a>	 Lithuania		1	0.00%
123.	 <a href="#">/research-methodology/</a>	 Luxembourg		1	0.00%
124.	 <a href="#">/research-methodology/</a>	 Mongolia		1	0.00%
125.	 <a href="#">/research-methodology/</a>	 Paraguay		1	0.00%
126.	 <a href="#">/research-methodology/</a>	 Eswatini		1	0.00%

Rows 1 - 126 of 126